



# WEB APPLICATION REPORTING

BI REPORTS AND REPORTS MANAGEMENT

Make smarter decisions and reduce risk  
with PlanetTogether reporting



[WWW.PLANETTOGETHER.COM](http://WWW.PLANETTOGETHER.COM)



# What You'll Find in Our Analytics




## See your **operations clearly** with our **Advanced Reporting & Dashboards**

### **Smarter Insights. Better Decisions. Stronger Results.**

When you have full visibility into **production, scheduling, inventory, and sales**, you can spot opportunities, solve issues early, and deliver better results across the board.

Our **Web App's advanced reporting and dashboards** are designed to give you real-time, actionable insights into every part of your operations — helping you plan smarter, move faster, and achieve stronger outcomes.

**This guide will show you how each report empowers your teams to work better, reduce risks, and drive measurable improvements.**



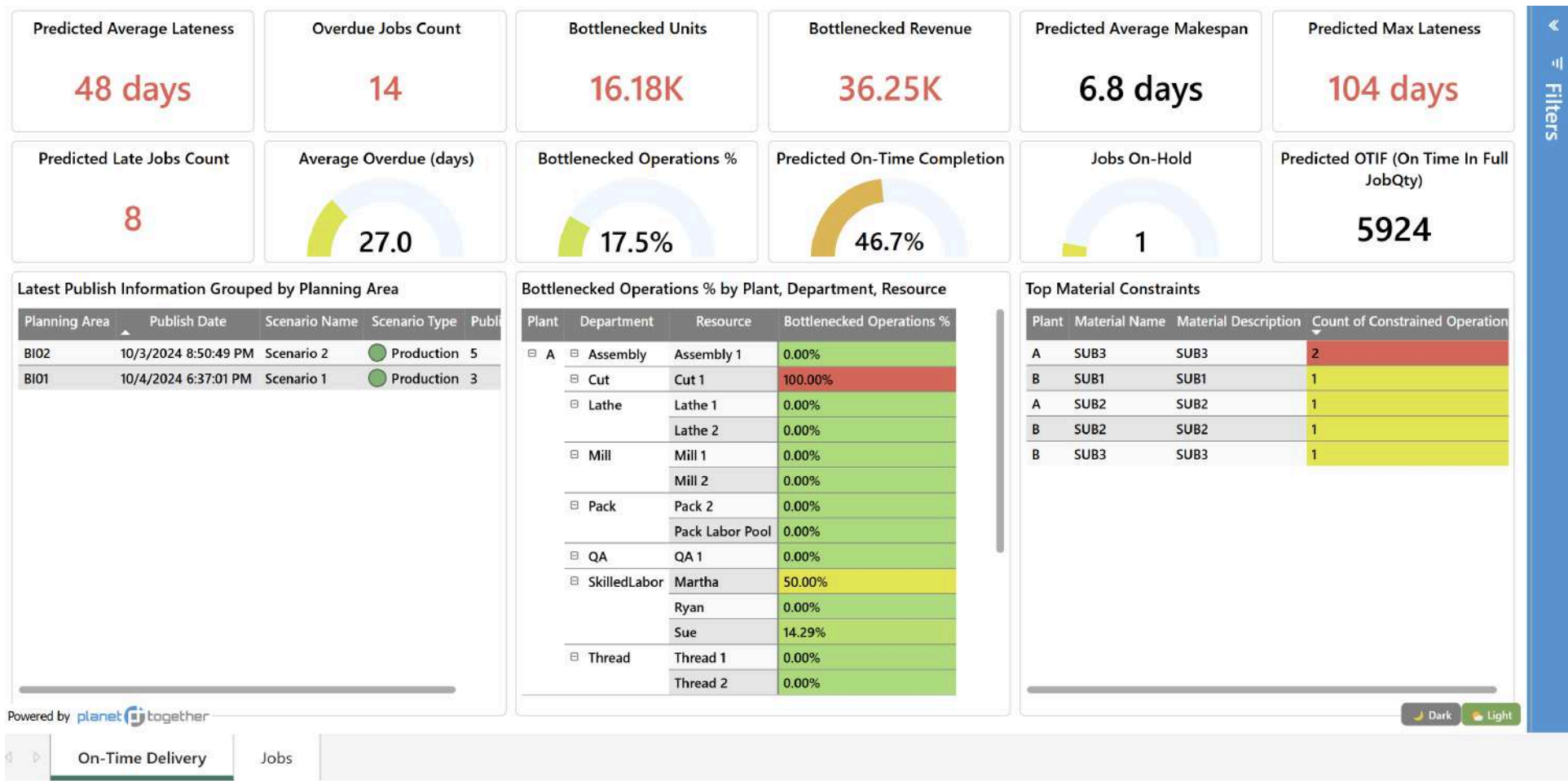


# What You'll Find in Our Analytics

## 1 Production & Planning Report: Get a complete picture of your production health

Track how your jobs are progressing, where bottlenecks are happening, and how your planning metrics stack up against targets. This report highlights predicted lateness, overdue jobs, bottlenecked revenue, and material constraints, helping you adjust plans early and deliver on time.

- Improve on-time delivery rates
- Reduce production delays
- Plan proactively, not reactively



## 2 Dispatch List Report: Bring order to your production floor

The dispatch list report gives you a clear view of job activities. What's running, what's ready, what's waiting – along with resource assignments. It helps your supervisors and operators see exactly what needs to be done next.

- Keep production flowing without confusion
- Spot and fix activity delays early
- Ensure every resource is working efficiently

Dispatch List by Activities														
Job	ManufacturingOrder	PredecessorOperation	Operation	SuccessorOperation	Activity	Product	RequiredFinishQty	OperationDescription	Production Status	Planning Area	Plant	Department	Workcenter	Resource
WO-1-002	WO-1-002		1-10	1-20	1-10	SUB1	424.00	Mill	Ready	BI01	A	Mill	Mill	Mill 2
WO-1-002	WO-1-002		1-10	1-20	1-10	SUB1	424.00	Mill	Ready	BI01	A	SkilledLabor	SkilledLabor	Ryan
WO-2-001	WO-2-001		1-10	1-20	1-10	FG2	672.00	Cut	Ready	BI01	A	Cut	Cut	Cut 1
WO-3-002	WO-3-002		1-10	1-20	1-10	SUB1	543.00	Mill	Started	BI01	A	Mill	Mill	Mill 1
WO-2-001	WO-2-001		1-10	1-20	1-10	FG2	672.00	Cut	Ready	BI01	A	SkilledLabor	SkilledLabor	Martha
WO-3-002	WO-3-002		1-10	1-20	1-10	SUB1	543.00	Mill	Started	BI01	A	SkilledLabor	SkilledLabor	Sue
WO-501-002-2	12		10	20	10	SUB2	500.00		Running	BI02	B	JobShop	JobShop	CNC Labor
WO-501-001-2	11		10	20	10	SUB1	500.00		Running	BI02	B	JobShop	JobShop	CNC1
WO-501-002-2	12		10	20	10	SUB2	500.00		Running	BI02	B	JobShop	JobShop	CNC2
WO-501-003-2	13		10	20	10	SUB3	500.00		SettingUp	BI02	B	JobShop	JobShop	CNC3
WO-501-001-2	11	10	20		20	SUB1	500.00		Waiting	BI02	B	JobShop	JobShop	QA
WO-501-002-2	12	10	20		20	SUB2	500.00		Waiting	BI02	B	JobShop	JobShop	QA
WO-501-003-2	13	10	20		20	SUB3	500.00		Waiting	BI02	B	JobShop	JobShop	QA
WO-3-002	WO-3-002	1-10	1-20	1-30	1-20	SUB1	543.00	Lathe	Waiting	BI01	A	Lathe	Lathe	Lathe 2
WO-3-002	WO-3-002	1-10	1-20	1-30	1-20	SUB1	543.00	Lathe	Waiting	BI01	A	SkilledLabor	SkilledLabor	Ryan
WO-2-003	WO-2-003		1-10	1-20	1-10	SUB3	672.00	Cut	Ready	BI01	A	Cut	Cut	Cut 1
WO-2-001	WO-2-001		1-20	1-30	1-20	FG2	672.00	Mill	Waiting	BI01	A	Mill	Mill	Mill 2
WO-2-001	WO-2-001	1-10	1-20	1-30	1-20	FG2	672.00	Mill	Waiting	BI01	A	SkilledLabor	SkilledLabor	Sue
WO-2-001	WO-2-001	1-20	1-30	1-40	1-30	FG2	672.00	Lathe	Waiting	BI01	A	Lathe	Lathe	Lathe 1
WO-2-003	WO-2-003	1-10	1-20		1-20	SUB3	672.00	Lathe	Waiting	BI01	A	Lathe	Lathe	Lathe 2
WO-2-003	WO-2-003	1-10	1-20		1-20	SUB3	672.00	Lathe	Waiting	BI01	A	SkilledLabor	SkilledLabor	Martha
WO-2-001	WO-2-001	1-20	1-30	1-40	1-30	FG2	672.00	Lathe	Waiting	BI01	A	SkilledLabor	SkilledLabor	Sue
WO-468-002-2	10		10		10	FG2	240.00		Waiting	BI02	B	JobShop	JobShop	Finishing
WO-3-002	WO-3-002	1-20	1-30		1-30	SUB1	543.00	Thread	Waiting	BI01	A	SkilledLabor	SkilledLabor	Ryan

Powered by planet together

Dark Light

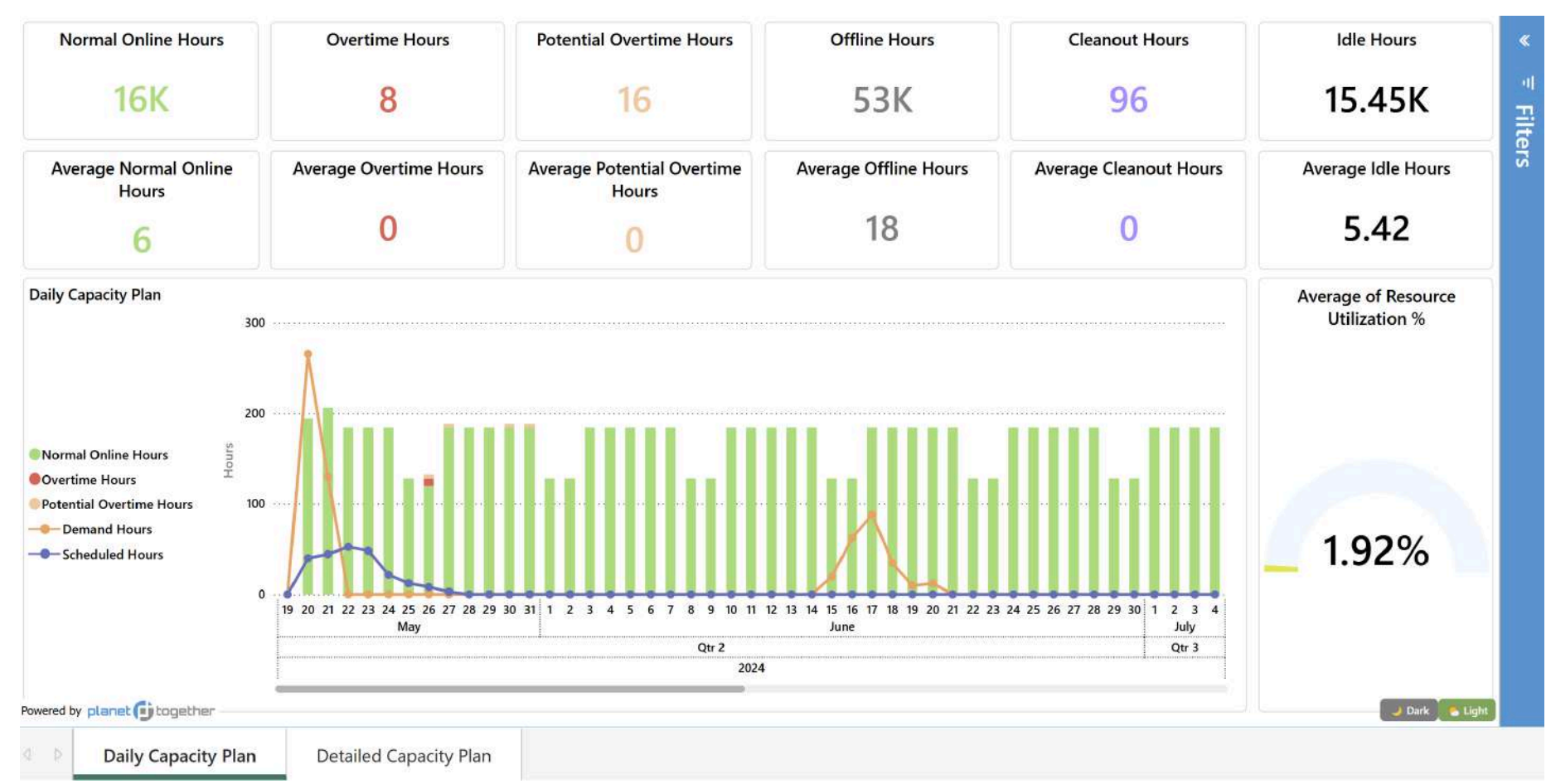
# What You'll Find in Our Analytics

## 3 Capacity Plan Report: Balance your workload and your workforce

See daily and detailed resource usage, including normal hours, overtime, idle time, and bottlenecks.

Use it to fine-tune schedules, reduce costly overtime, and keep production efficient.

- Maximize use of available resources
- Prevent burnout from unmanaged overtime
- Identify gaps before they become problems

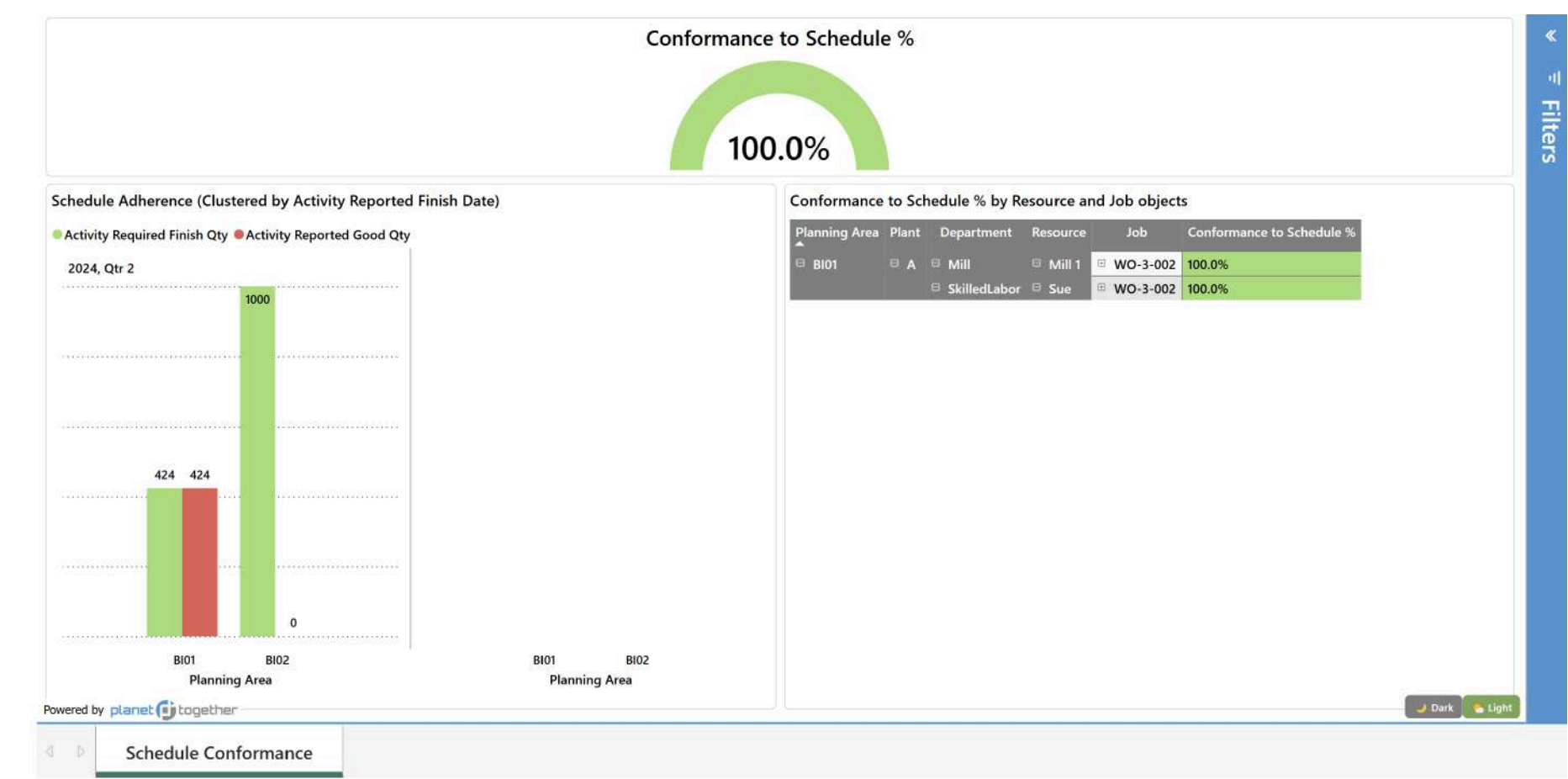


## 4 Schedule Conformance Report: Measure how well your production sticks to the plan

This report compares planned vs. actual activities – highlighting where jobs or departments fall behind.

Use it to boost schedule discipline and customer confidence.

- Catch schedule drift early
- Improve production reliability
- Hit customer deadlines more consistently



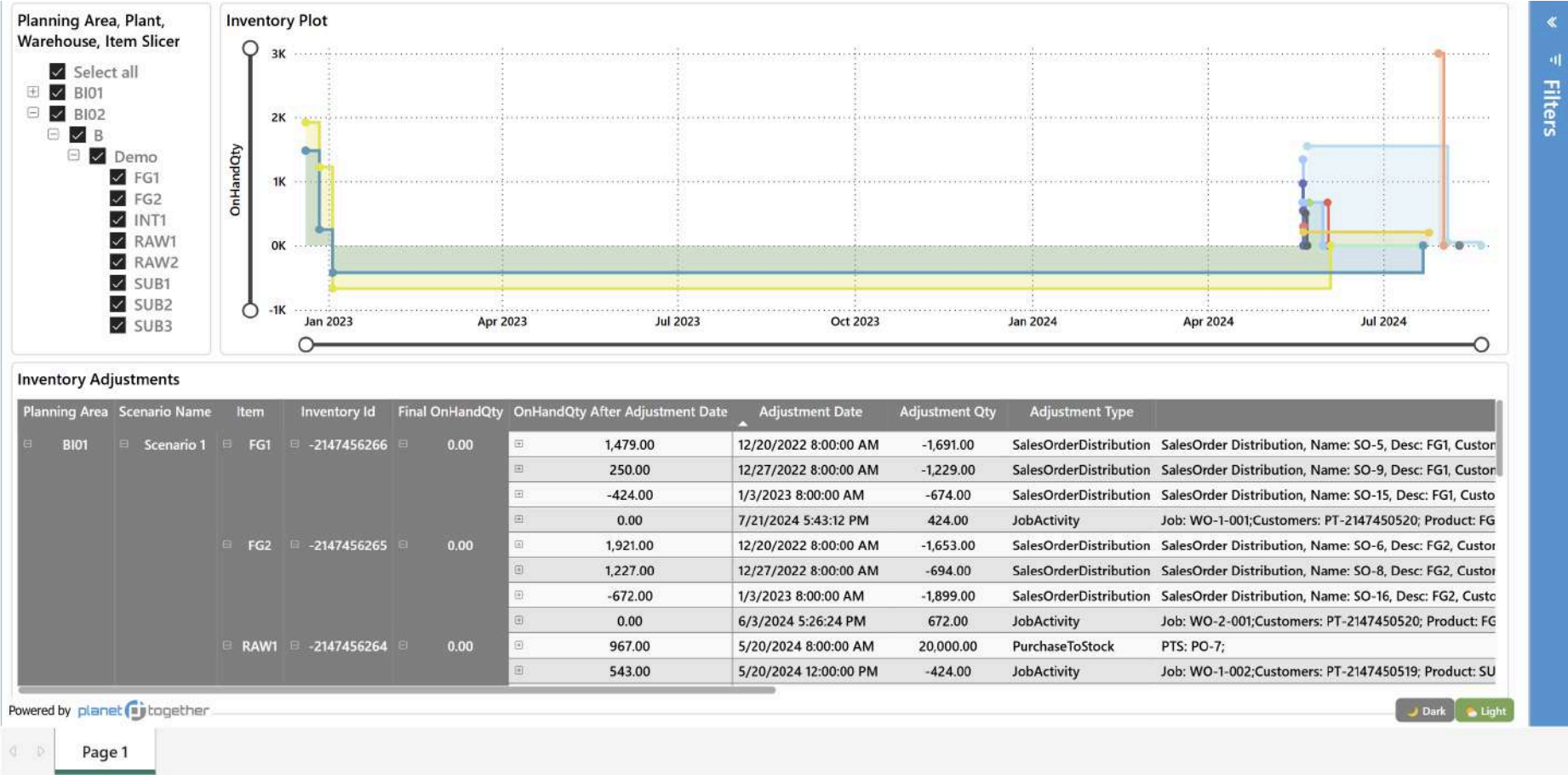


# What You'll Find in Our Analytics

## 5 Inventories Report: Stay in control of your inventory

See real-time inventory levels, adjustments, and trends and understand how stock levels change over time so you can plan smarter for production needs and avoid costly shortages or overstock.

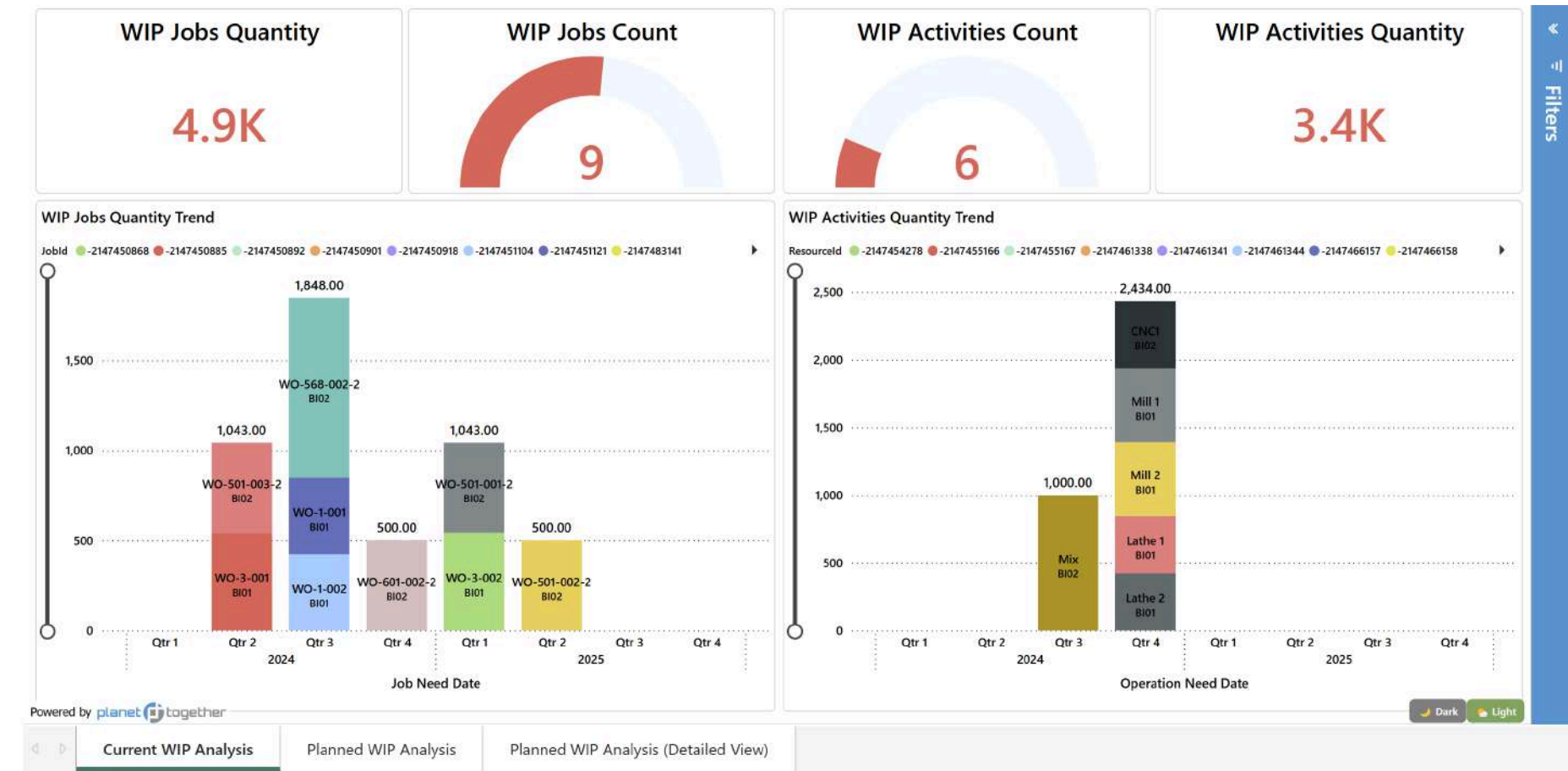
- Prevent production delays due to missing materials
- Improve inventory turns and cash flow
- Reduce waste and obsolescence



## 6 WIP (Work-in-process) Analysis Report: See where work is piling up

Monitor active jobs, WIP quantities, and activity trends by department or workcenter. Spot bottlenecks before they disrupt your schedule.

- Keep production moving efficiently
- Avoid resource overloads
- Smooth out workflow across departments

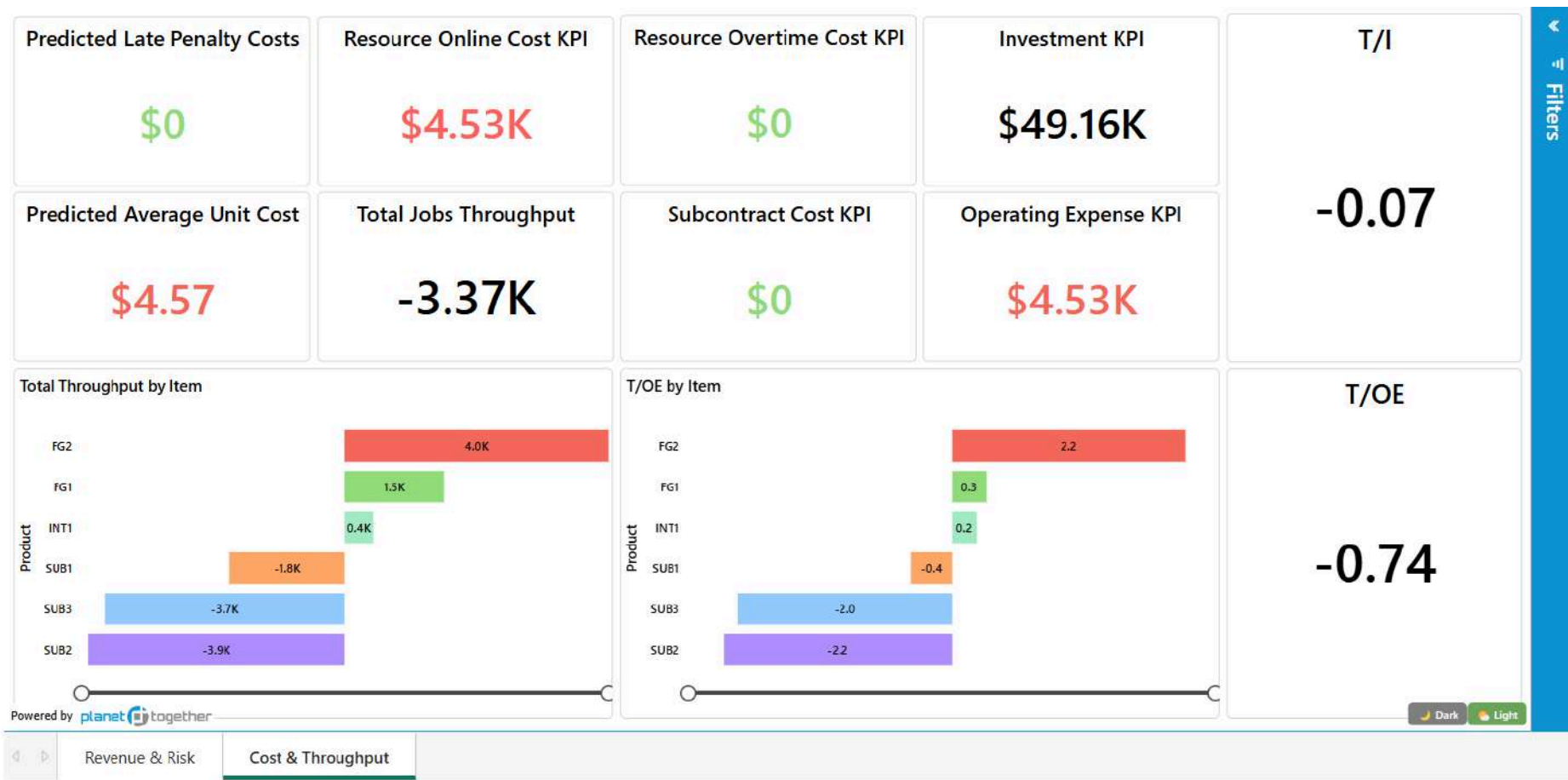


# What You'll Find in Our Analytics

## 7 Finance Report: Connect production activity to financial performance

Track revenue risk from late jobs, monitor production costs, and spot high-value, high-efficiency opportunities.

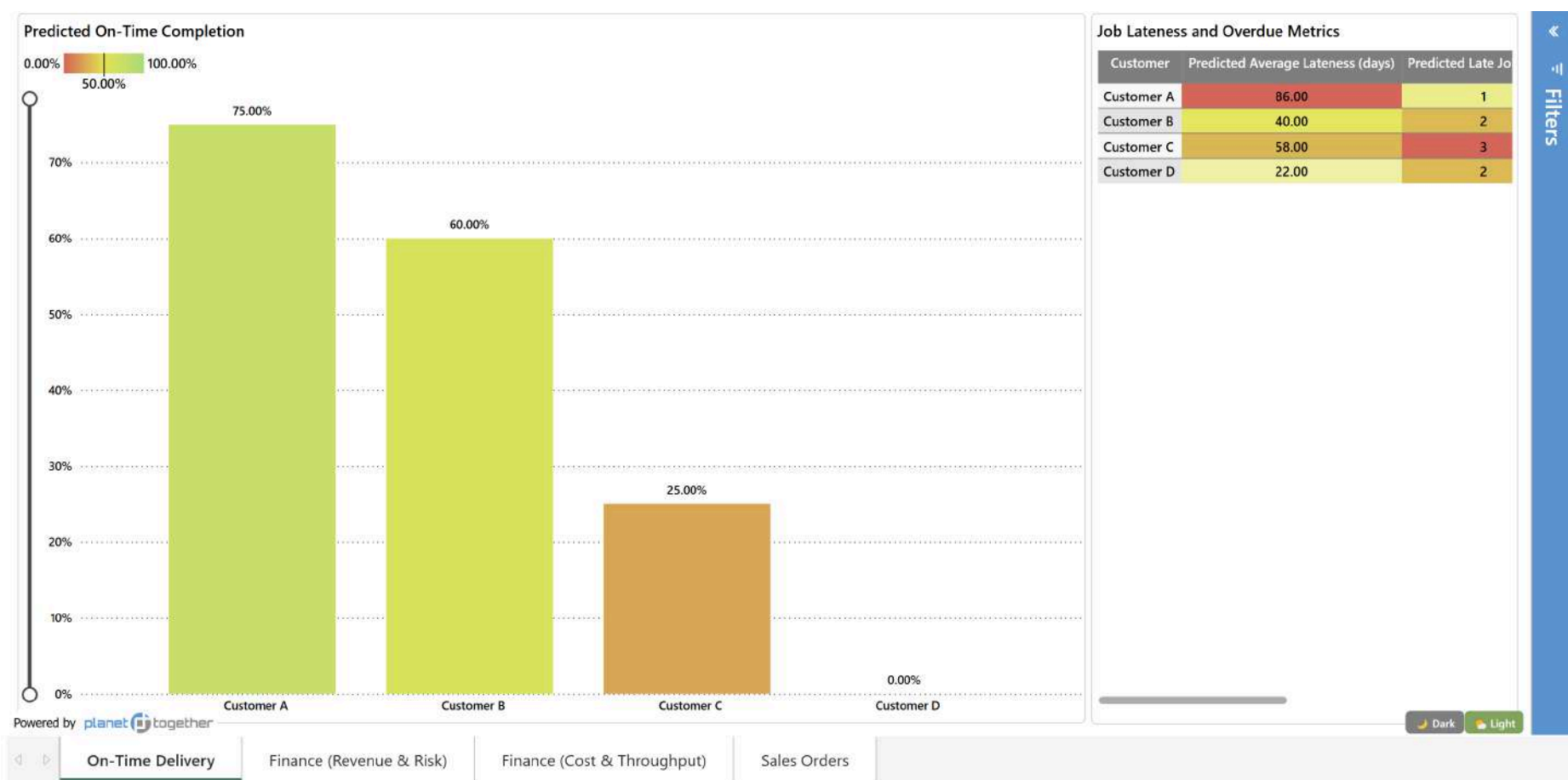
- Highlights potential bottlenecks early
- Improves workflow efficiency across departments
- Supports smoother production scheduling



## 8 Customer Analysis Report: Explore raw data for deeper insights

Analyzes customer job performance, lateness metrics, revenue risk, and sales order fulfillment.

- Improves customer satisfaction through proactive issue management
- Prioritizes key accounts and high-impact customers
- Supports stronger, longer-lasting customer relationship



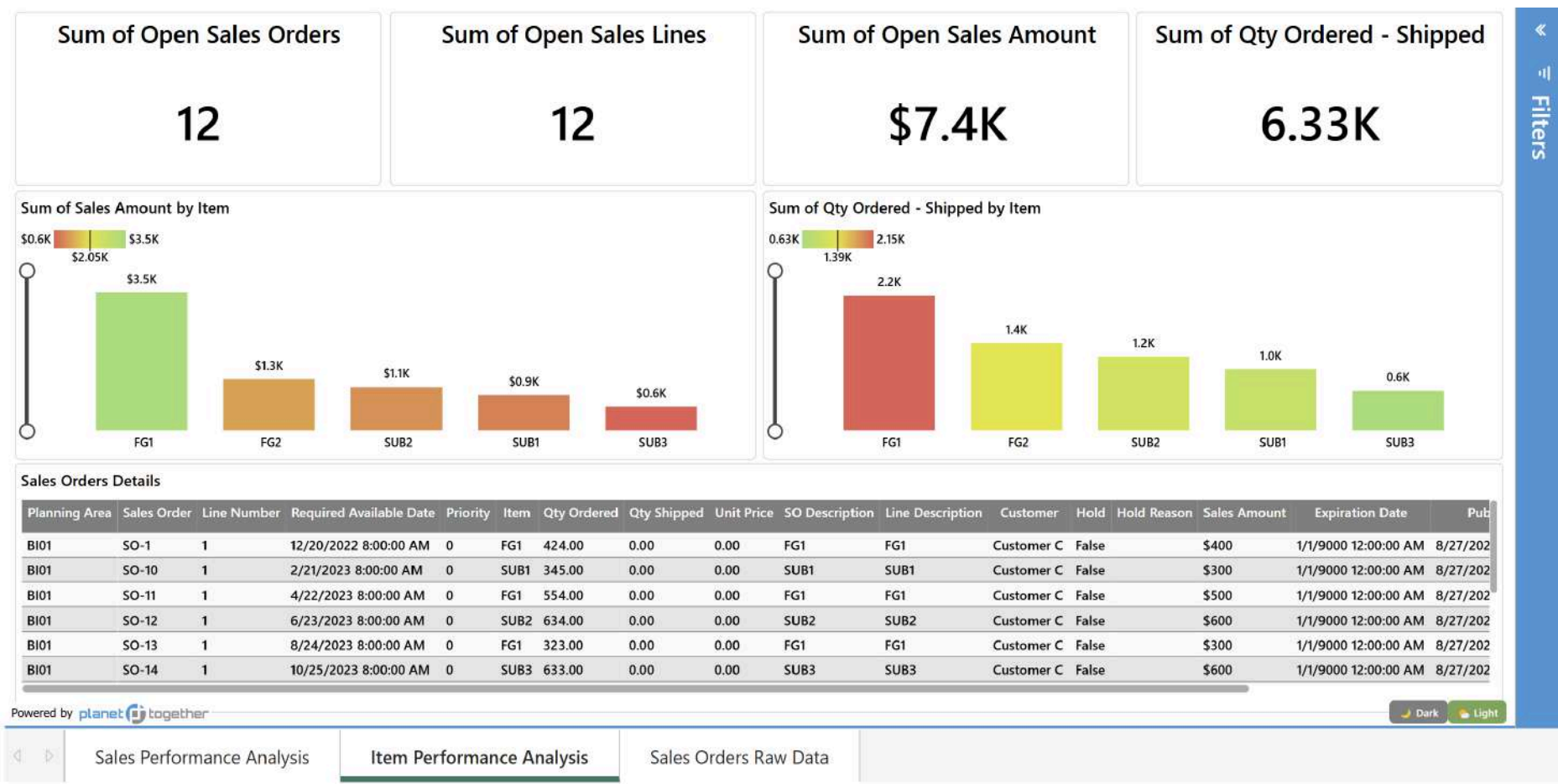


# What You'll Find in Our Analytics

## 9 Sales Order Reports: Track orders, fulfillment, and priorities

Tracks open sales orders, fulfillment progress, sales values, and shipment gaps.

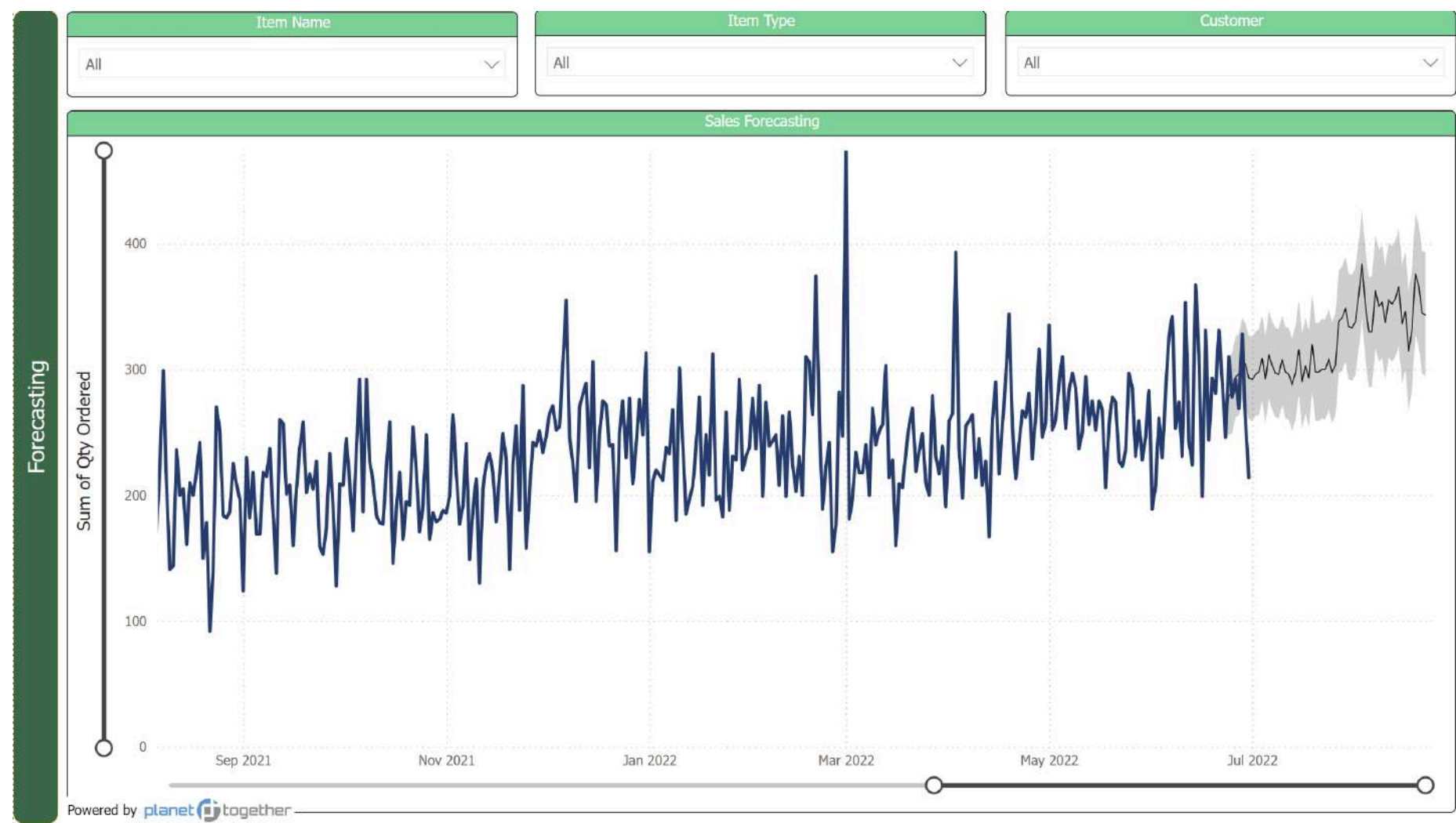
- Reduces order backlog and missed deadlines
- Aligns production and sales priorities more closely
- Improves responsiveness to customer needs



## 10 Forecasting Report: Visualize demand trends for planning

Visualizes future demand trends based on historical sales, seasonal patterns, and forecast accuracy.

- Improves production planning and inventory management
- Reduces risks of stockouts or overproduction
- Supports strategic, long-term operational planning

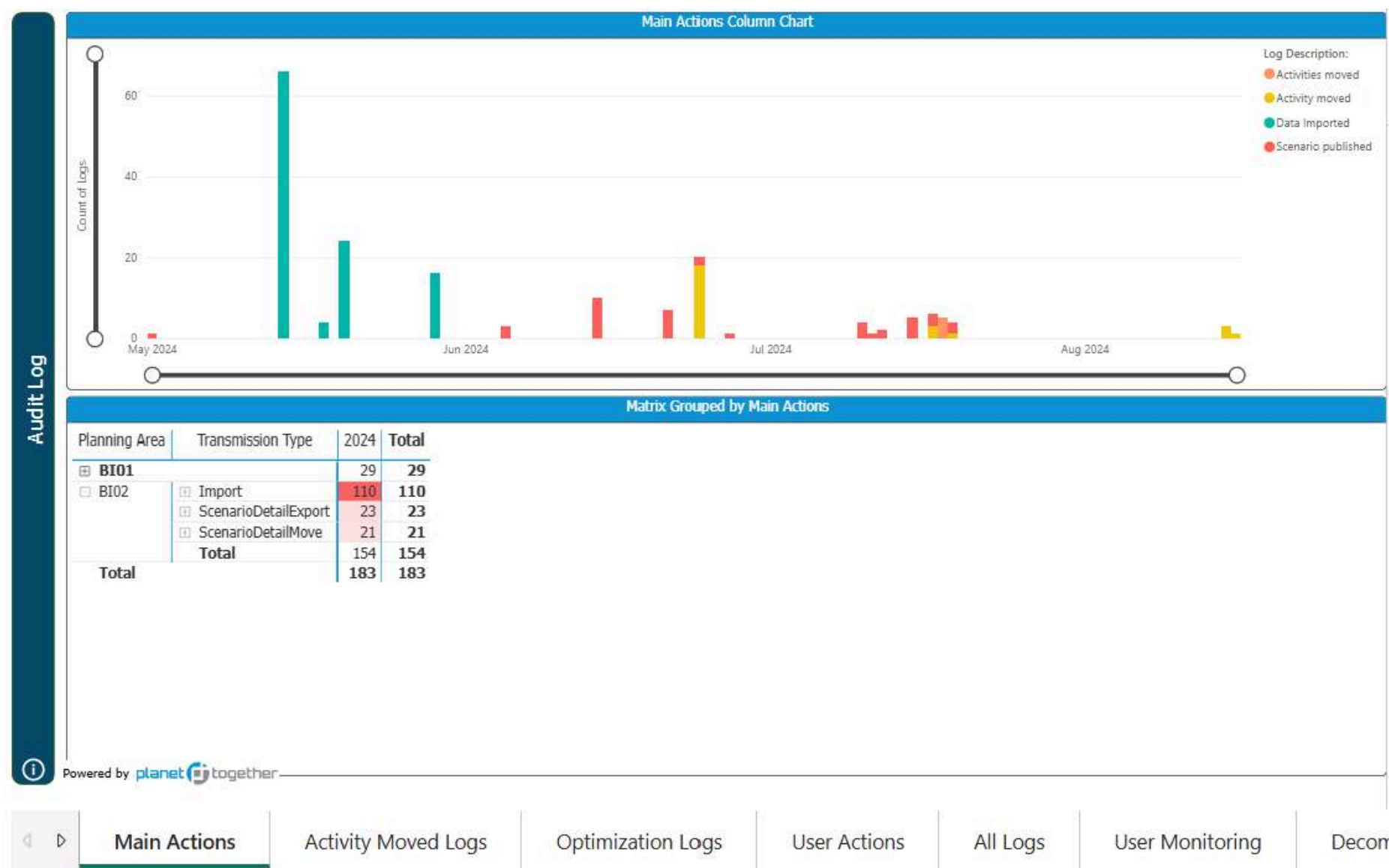


# What You'll Find in Our Analytics

## 11 Audit Log Report: Monitor system actions for compliance

Captures all system activities: user actions, system errors, transmission logs, and audit trails.

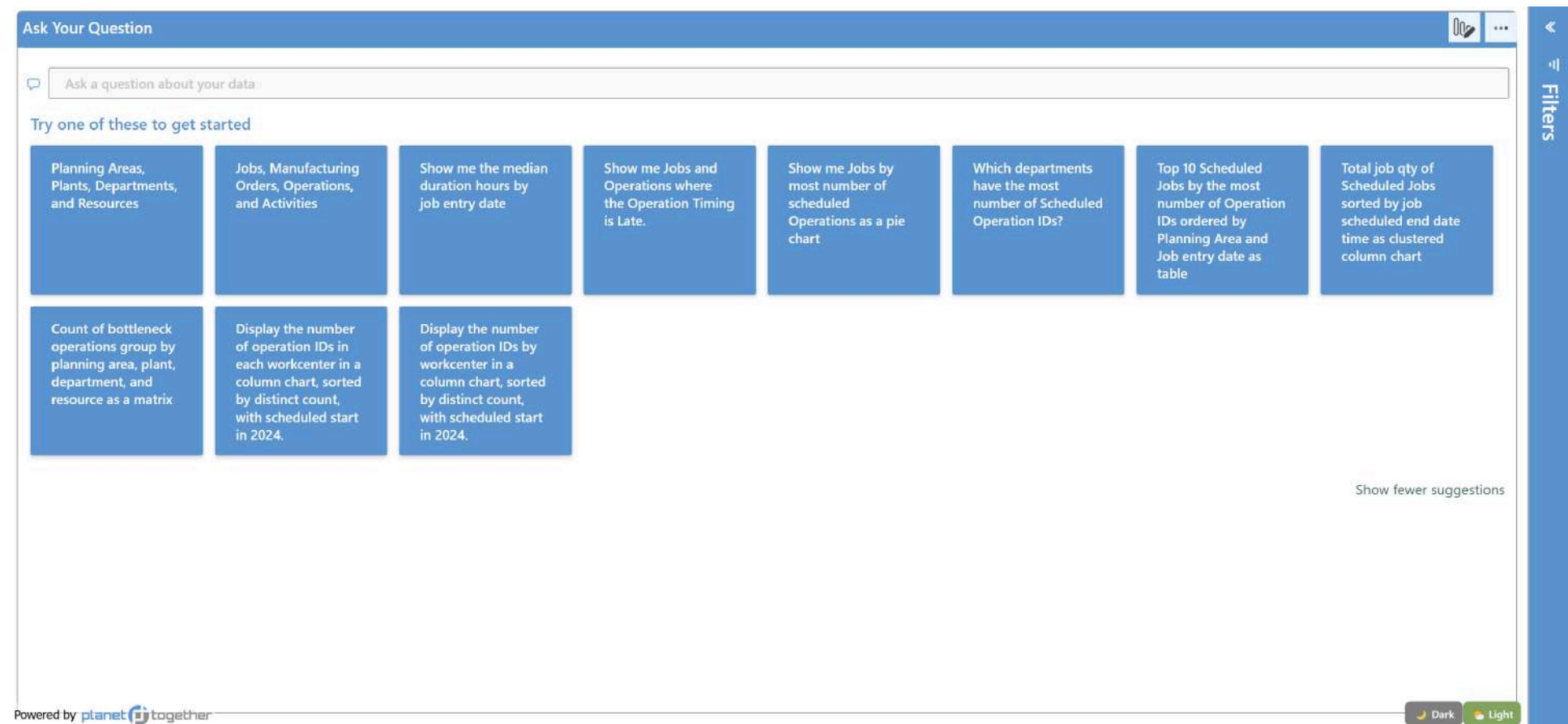
- Strengthens system security and compliance
- Helps diagnose and fix issues faster
- Provides clear, auditable records for accountability



## 12 Q&A Report: Analyze questions and provide answers

The Q&A Analysis Report offers stakeholders the ability to ask questions about their data and receive visual responses in the form of tables, charts, and matrices.

- Providing Interactive Data Access: Allows stakeholders to ask specific questions and receive data-driven answers instantly.
- Highlighting Critical Metrics: Identifies key areas like late operations and bottlenecks, supporting timely intervention.
- Enhancing Operational Efficiency.





# The Right Reports for Every Role

## Supply Chain Managers



### Key Reports:

- Inventories
- Forecasting
- Sales Orders
- Production Planning



## VP Supply Chain



### Key Reports:

- Production Planning
- Forecasting
- Sales Orders
- Customer Analysis
- Q&A



## Plant Managers



### Key Reports:

- Capacity Planning
- Dispatch List
- Schedule Conformance



## Material Managers



### Key Reports:

- Inventories
- WIP Analysis
- Production Planning



## Schedulers



### Key Reports:

- Production Planning
- Dispatch List
- Schedule Conformance



## IT & Admin. Teams



### Key Reports:

- Audit Logs
- System Monitoring and Activity Tracking



## Sales Teams



### Key Reports:

- Sales Orders
- Customer Analysis
- Forecasting



## Chief Financial Officers



### Key Reports:

- Finance Report
- Customer Profitability
- Capacity Planning
- Sales Orders
- Q&A



**PlanetTogether Reporting**  
**Empower Teams, Lower Risk**

Explore Solutions





# Ready to take your business performance to the next level?

Request a demo